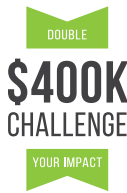


# What You Accomplished in 2015


## You Raised \$820,000 in the \$400K Challenge!

Last summer, you did the impossible: Through the \$400K Challenge, you raised \$410,000 which was matched for a total of \$820,000 to support basic care for our children in Africa and the Caribbean.



This summer, we're taking it up a notch to provide more complete care for the thousands of children COTN serves. **Stay tuned for the Million Dollar Challenge, starting in June!**

## GIFT-O-METER



## 2015 MINISTRY TOTALS



**3,993**  
children fed daily



**2,700,000**  
meals shipped



**8,973**  
individuals medically assisted



**534,148**  
pounds of resources shipped



**4,269**  
children attending COTN schools



**108**  
students in university/vocational program



**12,053**  
children, youth, and adults who heard the gospel

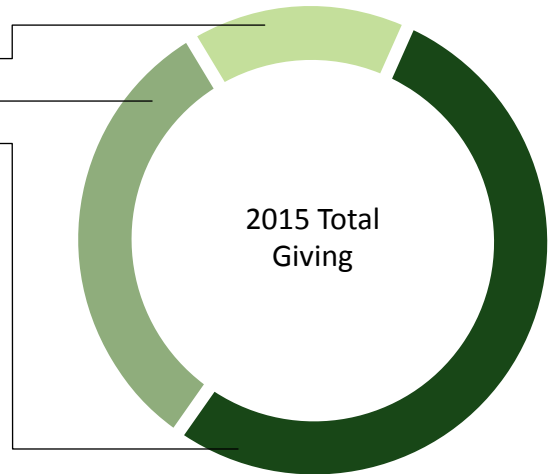


**7,844**  
number of SmilePacks® our partners assembled

# Financial Results

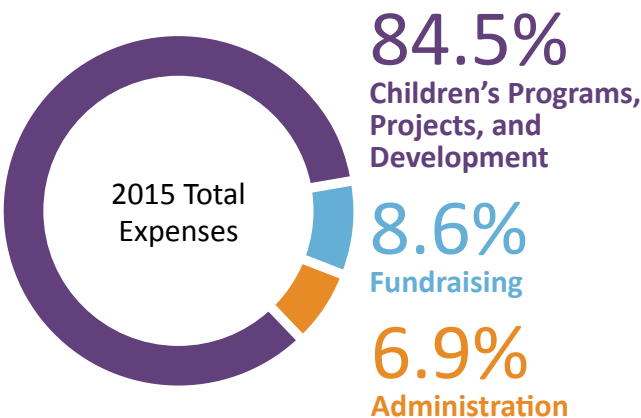
## 2015 INCOME

Gifts In-Kind*	\$1,413,479
Undesignated Giving	\$2,955,537
Designated Giving	\$4,951,734
<b>2015 TOTAL GIVING</b>	<b>\$9,320,750</b>
2014 Funds Designated for 2015	\$1,939,375
<b>GRAND TOTAL AVAILABLE</b>	<b>\$11,260,125</b>



\*Gifts In-Kind are items and services gifted to Children of the Nations (e.g. equipment, supplies, medical and surgical services, consultants, professional services, etc.). Dollar values are estimated by management.

## 2015 EXPENSES



"Children of the Nations has earned a 4-star rating. ...This 'exceptional' designation from Charity Navigator differentiates Children of the Nations from its peers and demonstrates to the public it is worthy of their trust."

– Ken Berger  
President of Charity Navigator

### Children's Programs, Projects, and Development

Dominican Republic	\$1,276,038
Haiti	\$135,007
Malawi	\$1,134,706
Sierra Leone	\$1,080,875
Uganda	\$543,397
International Support*	\$3,242,753

**\$7,412,776**

**Fundraising \$753,765**

**Administration \$605,429**

**2015 TOTAL EXPENSES \$8,771,970**

Designated for 2016 \$2,488,155

Grand Total \$11,260,125

2015 Ending Net Assets \$3,851,610

Note: Figures contained in this 2015 annual report are our best calculated estimates based on actual country statistics. Final dollar amounts can be found on our website once IRS 990 statements are filed. Financial amounts are subject to final independent audit.

Note: The chart at the left is an abbreviated breakdown of 2015 expenses. For a more detailed breakdown and for additional financial charts, please visit [cotni.org/2015-financials](http://cotni.org/2015-financials).

\*International Support includes funds designated for missionaries, Venture participants, meal packaging, shipping, and gifts in-kind.

